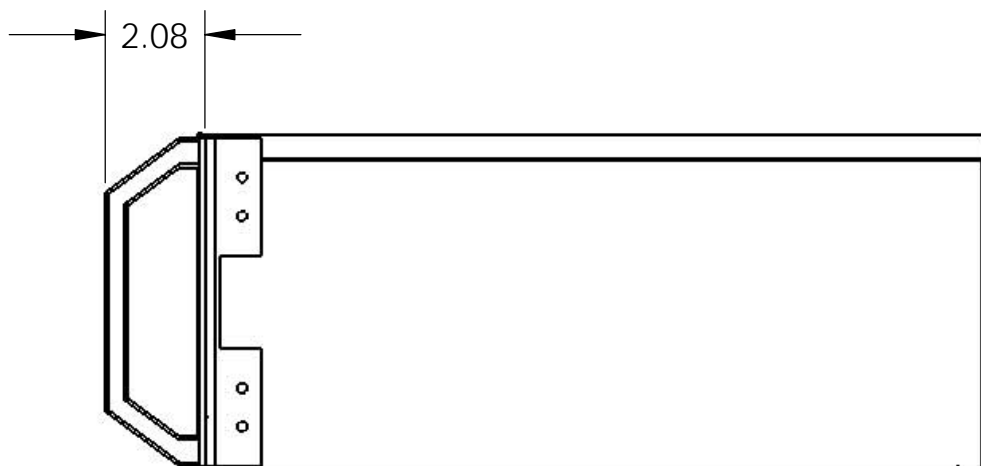
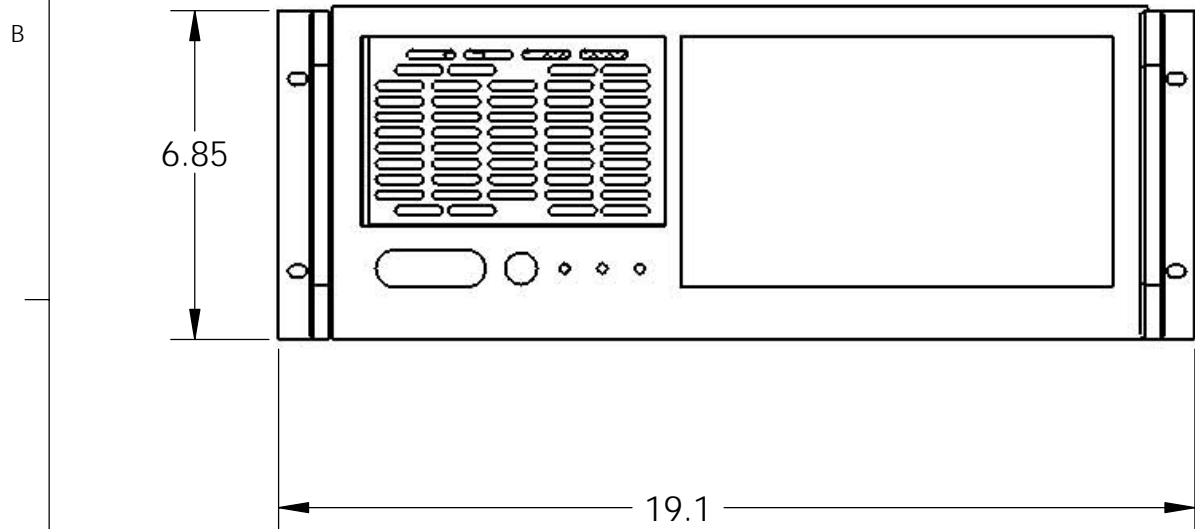
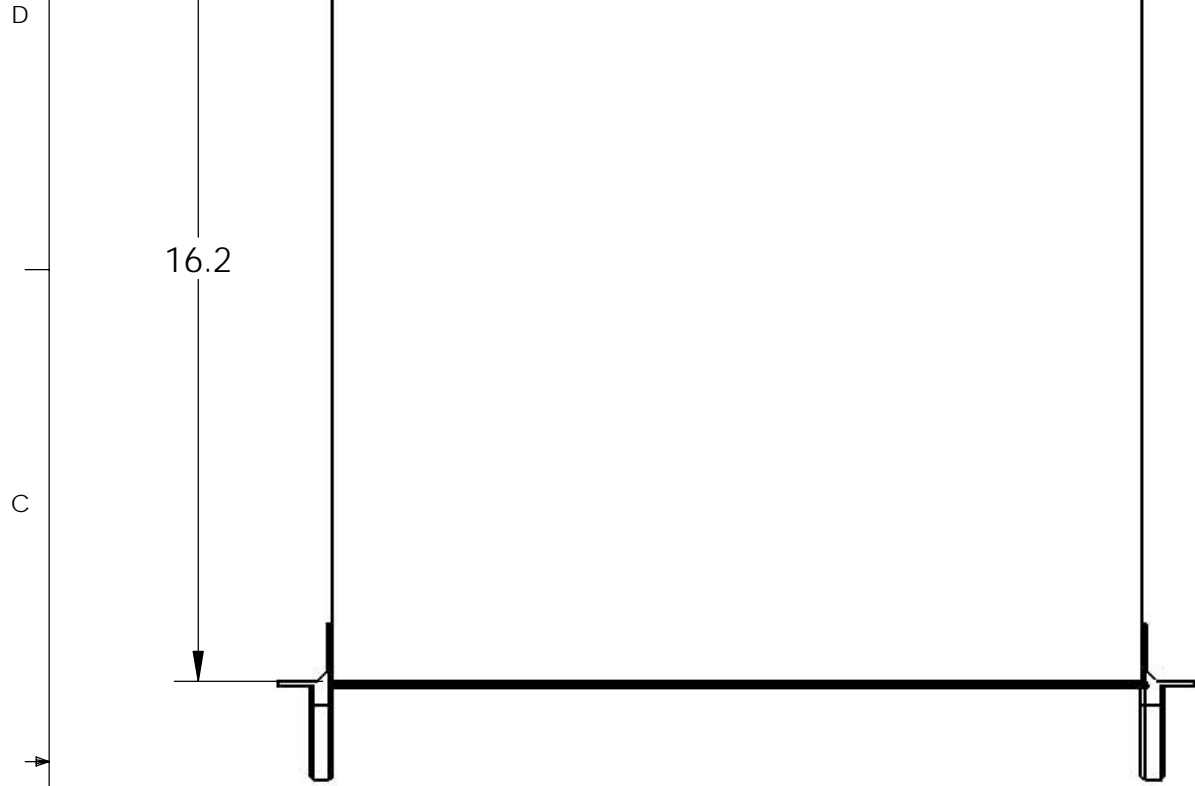
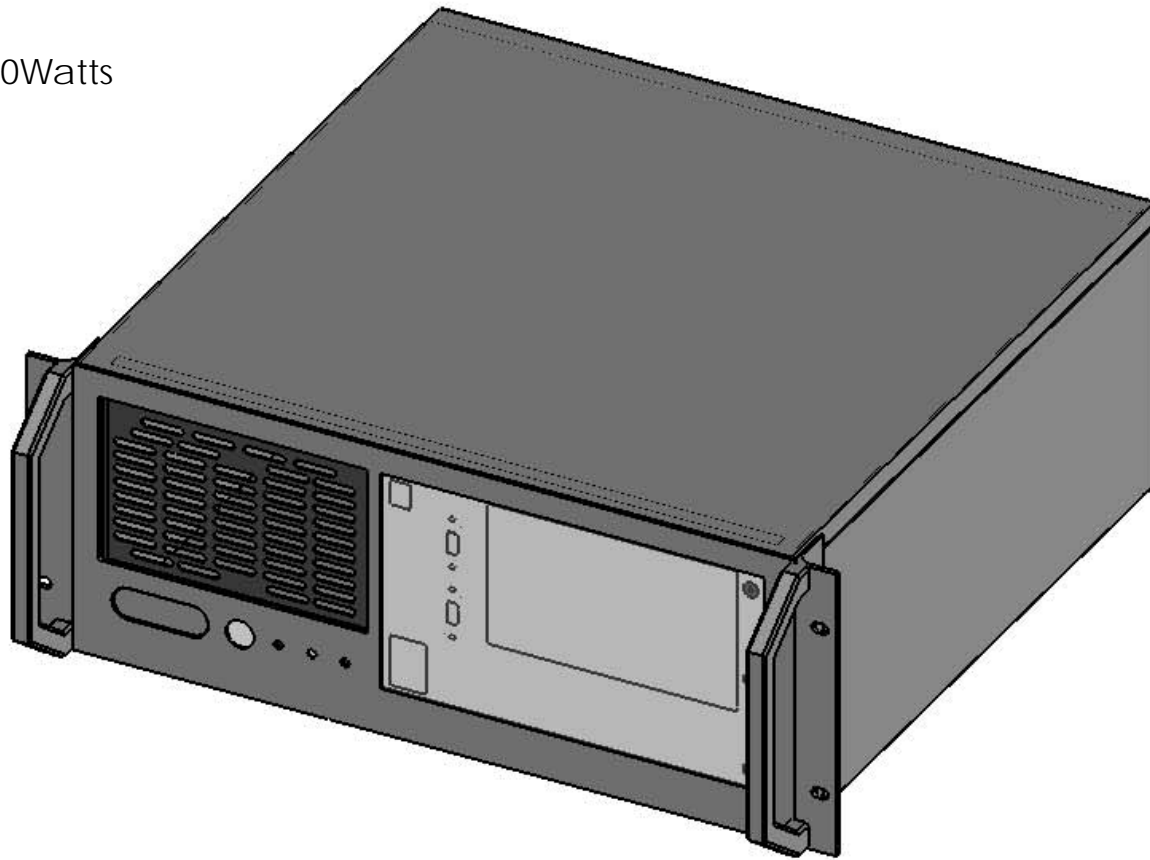


8 7 6 5 4 3 2 1

Approx Weight: 45-50lbs  
 Power Consumption: 115V - 400Watts



**PROPRIETARY AND CONFIDENTIAL**  
 THE INFORMATION CONTAINED IN THIS DRAWING IS THE SOLE PROPERTY OF SCIENCE ENGINEERING ASSOC., INC. ANY REPRODUCTION IN PART OR AS A WHOLE WITHOUT THE WRITTEN PERMISSION OF SCIENCE ENGINEERING ASSOC., INC. IS PROHIBITED.

|             |         |                                      |  |           |      |
|-------------|---------|--------------------------------------|--|-----------|------|
|             |         | UNLESS OTHERWISE SPECIFIED:          |  | NAME      | DATE |
|             |         | DIMENSIONS ARE IN INCHES             |  | DRAWN     |      |
|             |         | TOLERANCES:                          |  | CHECKED   |      |
|             |         | FRACTIONAL ± 1/32                    |  | ENG APPR. |      |
|             |         | ANGULAR: MACH ± 1° BEND ± 2°         |  | MFG APPR. |      |
|             |         | TWO PLACE DECIMAL ± .015             |  | Q.A.      |      |
|             |         | THREE PLACE DECIMAL ± .005           |  | COMMENTS: |      |
|             |         | INTERPRET GEOMETRIC TOLERANCING PER: |  |           |      |
|             |         | MATERIAL                             |  |           |      |
| NEXT ASSY   | USED ON | FINISH                               |  |           |      |
| APPLICATION |         | DO NOT SCALE DRAWING                 |  |           |      |

|                        |                       |              |
|------------------------|-----------------------|--------------|
|                        |                       |              |
| TITLE: Rack 14 Chassis |                       |              |
| SIZE: <b>B</b>         | DWG. NO.: SEA Rack 14 | REV:         |
| SCALE: 1:4             | WEIGHT:               | SHEET 1 OF 1 |

8 7 6 5 4 3 2 1